

V4 Snap-action Switches Up to 5A 250Vac



- ▶ Snap action switches
- ▶ Ratings up to 5A, 250Vac
- ▶ Industry standard V4
- ▶ Changeover, NO or NC function
- ▶ Choice of terminals and actuators
- ▶ Further options include lever types and terminal styles



5A 125Vac, 3A 250Vac 5E4



5A 125/250Vac UL file no. E45221



RoHS compliant

μ contact gap.

P V4 1 0 N 01 23 AAA

TERMINAL SWITCH SERIES VARIANT FUNCTION LEVER POSITION LEVER SHAPE OPERATING FORCE OTHER FEATURES

TERMINAL	SWITCH SERIES	VARIANT	FUNCTION	LEVER POSITION
<p>P</p> <p>6.0 7.6 φ1.65 2.8 x 0.5</p>	V4	1 Standard T85	<p>0</p> <p>CO ON-(ON) (momentary 1 side)</p>	A Standard ratio
<p>T</p> <p>3.4 3.2</p> <p>Solder</p>				
<p>X</p> <p>4.0 1.2</p> <p>PCB</p>				
<p>D</p> <p>4.8 8.4</p> <p>RH PCB</p>				
<p>J</p> <p>4.8 8.4</p> <p>LH PCB</p> <p>Viewed from non plunger end (NC terminal end)</p>				
		2 High Temperature T125	<p>1</p> <p>NO (ON) - OFF (momentary ON)</p>	N No lever
			<p>2</p> <p>NC ON - (OFF) (momentary OFF)</p>	



PV410N9908



XV410A1023



DV410N0016



JV410A0323



XV410A0623



PV410N0016

LEVER SHAPE

OP. FORCE

00 No lever

01 03 Plain lever

06 Roller lever

10 Snake lever

99 Domed actuator

(without lever)

08 80gms

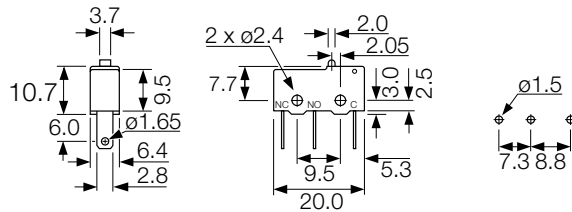
16 160gms

23 230gms

	01	03	06	10
Dim H	12.4	13.2	17.5	21.0
Dim L	18.5	24.8	16.5	39.4

Many alternative actuators are available
Contact sales for details

DIMENSIONS (mm)



TECHNICAL DATA

Mechanical life	> 1 million operations
Temperature rating	T85°C
Insulation resistance	> 1000MΩ
Tracking resistance	175V
Contact Gap	0.5

MECHANICAL DATA

High at rest point**	9.0
Trip point**	8.4 ± 0.3
Pre-travel	0.6 (max)
Movement differential	0.2 (max)
Overtravel	0.5 (min)

**Measured from fixing hole centres to top of plunger

MATERIALS

Body, lid & Plunger	Thermoplastic UL94V-0
Plunger	Thermoplastic UL94V-0
Terminals	Plated brass
Moving contact arm	Phosphor bronze
Spring	Stainless steel
Contacts	Fine silver
Actuator/roller	Stainless steel

snap action switches

V3 Snap-action Switches Up to 16(4)A 250Vac



- ▶ Snap action switches
- ▶ Ratings up to 16A, 250Vac
- ▶ Industry standard V3
- ▶ Changeover, NO or NC function
- ▶ Choice of terminals and actuators
- ▶ Further options include lever types and terminal styles



16(4)A 250Vac 50E3



16A 125/250Vac 3/4hp T85 50E3 UL file no. E45221
125V 1/2 HP, 250V 3/4 HP, 0.4A 125Vdc, 0.2A 250Vdc




RoHS compliant

μ contact gap.

C V3 1 1 A 01 35 AAA

TERMINAL SWITCH SERIES VARIANT FUNCTION LEVER POSITION LEVER SHAPE OPERATING FORCE OTHER FEATURES

TERMINAL	SWITCH SERIES	VARIANT	FUNCTION	LEVER POSITION
T Solder	V3	1 Standard T85	0 CO ON-(ON) (momentary 1 side)	A Standard ratio
C 6.3 x 0.8				
E 4.8 x 0.5				
H 4.8 x 0.8				
L RAST5 3 x 6.3 tabs on 5mm pitch				
		2 High Temperature T125	1 NO (ON) - OFF (momentary ON)	B High ratio
			2 NC ON - (OFF) (momentary OFF)	N No lever



CV311A0420



CV311N0005



TV311A0316



LV310N0010



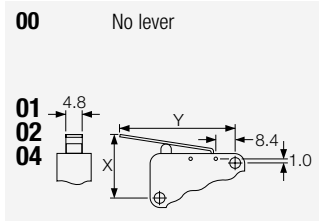
CV312A1335



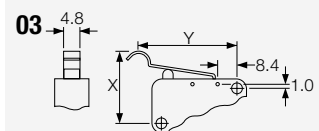
CV310N0010

LEVER SHAPE

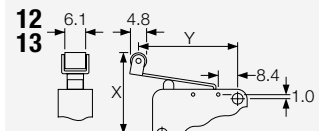
OP. FORCE



Plain lever



Snake lever



Roller lever

without lever

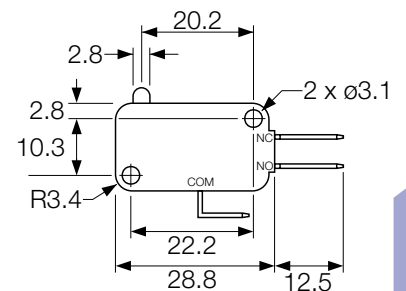
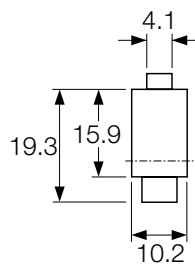
05
55gms

10
100gms

20
200gms

35
350gms

DIMENSIONS (mm) (3 terminals shown)



TECHNICAL DATA

Mechanical life	>1 million operations
Operating Temperature	-25°C to +85°C
Insulation resistance	>1000MΩ
Tracking resistance	175V
Contact gap	0.6 (min)

MECHANICAL DATA

High at rest point**	15.9
Trip point**	14.7 ±0.5
Pre-travel	1.2 (max)
Movement differential	0.4 (max)
Overtravel	1.25 (min)

**Measured from lower hole centre to top of plunger.

MATERIALS

Body, lid & Plunger	Thermoplastic UL94V-0
Terminals	Plated brass
Moving contact	Phosphor bronze silver plated
Spring	Beryllium copper
Contacts	Fine silver
Actuator/roller	Stainless steel

	01	02	03	04	12	13
Dim X	16.9	18.6	21.5	21.8	22.3	24.0
Dim Y	24.2	35.7	32.7	59.2	21.5	34.0

Many alternative actuators are available.
Contact sales for details.

snap action switches

Safety Cut-out Switches 16A 250Vac



Safety requirements for Portable Heaters can be met by the fitting of a safety cut-out switch. The heater will then turn off if overturned.



- ▶ Safety cut-out switches
- ▶ Ratings up to 16A, 250V ac
- ▶ Snap action switches
- ▶ NC contacts
- ▶ Pendulum or lever tilt operation



C0320AA
15A 125/250Vac 1E4

15A 125/250Vac UL file no. E91274
15A 1/2HP, 125/250Vac CSA file no. LR85259-2



C0320BB
16A 125/250Vac T85 50E3

16A 250Vac 3/4hp T85 125Vac 1/2hp UL file no. E45221



RoHS compliant

μ contact gap.

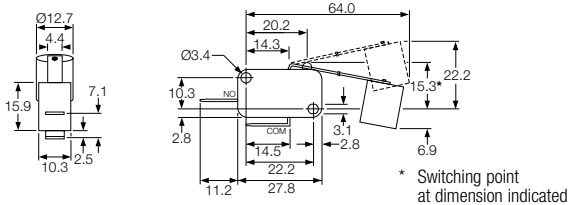
C0320AA - - -

TERMINAL FUNCTION ACTUATOR MOUNTING

ORDER CODE	TERMINAL	FUNCTION	ACTUATOR	MOUNTING
C0320AA		 ON - OFF (momentary OFF)		
C0320BB		 ON - OFF (momentary OFF)		

Dimensions (mm)

C0320AA



C0320BB

